

0015e3[™] ECM High-Efficiency Circulator

Taco 0015e3[™] is a variable speed, high-efficiency wet rotor circulator with an ECM permanent magnet motor. It's ideal for hydronic systems zoned with circulators or zone valves. With 3 easy settings, the 0015e3 delivers performance, reliability and ease of installation that made the 00[®] famous.



- Replaces ALL 3-speed hydronic circulators in its class
- 3 easy settings. **Install it, forget it.**[™]
- **BIO Barrier**[®] protects pump from system contaminants
- **SureStart**[™] automatic unblocking and air purging mode
- High-efficiency ECM motor uses up to 85% less electricity
- Integral Flow Check (IFC[®]) included

Features

The 0015e3™ ECM circulator: Three settings. One reputation.



- 3 easy settings: LOW (5 feet head), MEDIUM (10 feet head), HIGH (18 feet head), 16 gpm max flow.
- Dual electrical knockouts, 6" stranded wire leads included for easy wiring.
- Use with a Taco ZVC Zone Valve Control or SR Switching Relay for ON/OFF operation.
- Optional 2-way flange model reduces SKU's and provides universal fit-up to any flange position.
- Double insulated. No ground wire required.
- Whisper quiet operation.



Orange LED

Orange LED:

Indicates 0015e3 running normally.



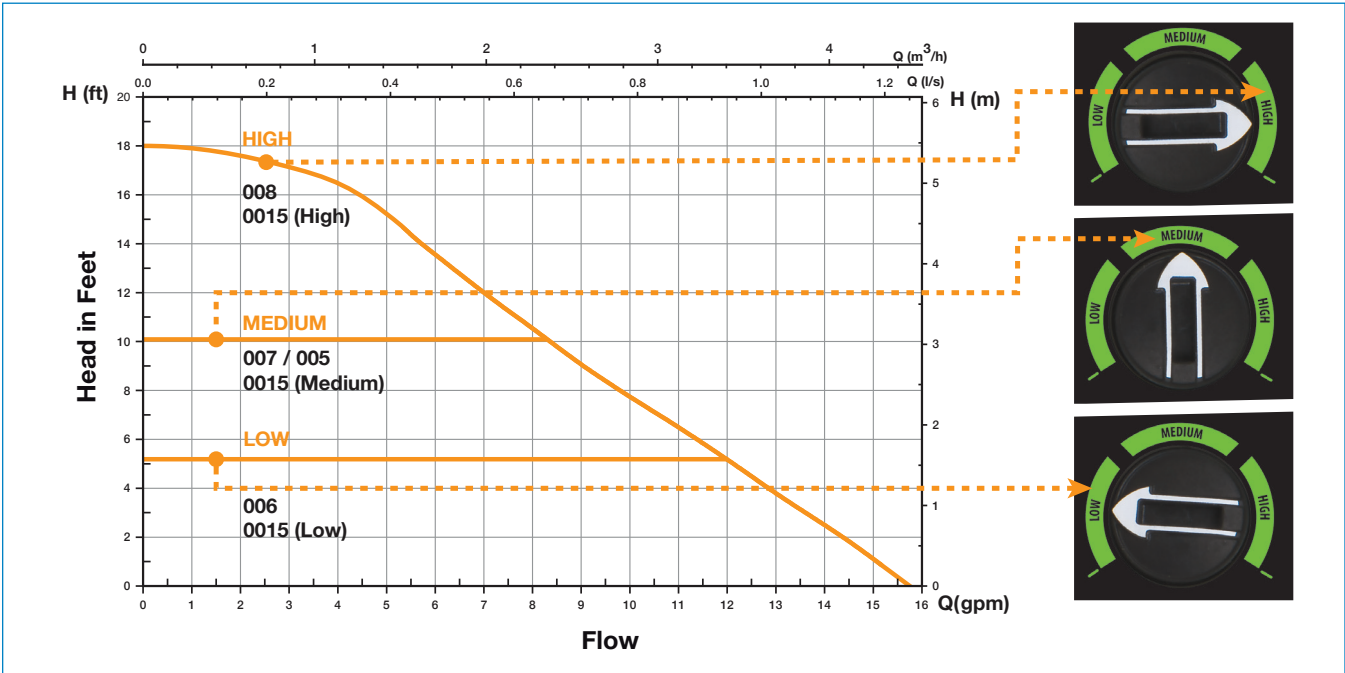
SureStart LED

SureStart™ LED:

The White LED indicates that the innovative **SureStart** automatic unblocking and air purge is active. **SureStart** gives you the confidence that you'll never get a locked rotor with the 0015e3. **Install it, forget it.™**

Replacement Chart (6-3/8" flange to flange dimension)

Taco	Grundfos	Armstrong	Xylem/B&G	Wilco
005	UP 15-10 F	Astro 230CI	ecocirc 19-14 auto	Star S 16F
006	UP 15-10 FR	Astro 230CI-R	ecocirc 19-14 vario	Star S 16FX
007	UP 15-42 F	Astro 250CI	NRF-22	Star S 21RFC
008	UP 15-42 FR	Astro 250CI-R	NRF-25	Star S 21FX
00R	UPS 15-42 F	Astro 20	NRF-9F/LW	Star S 21F
00R	UPS 15-58 FC	Astro 25		Stratos ECO 16 RFC
3-Speed	UPS 15-58 FRC	Astro 30		
0015	ALPHA 15-55F	Astro 30-3		
3-Speed	ALPHA 15-55FR	Astro 50-3		
		Compass 20-20		



The 0015e3 circulator provides three maximum ft of head pressure settings to match system requirements. Selection options are **LOW** (5 feet), **MEDIUM** (10 feet), or **HIGH** (18 feet). See chart above for the equivalent 00 model at each setting.

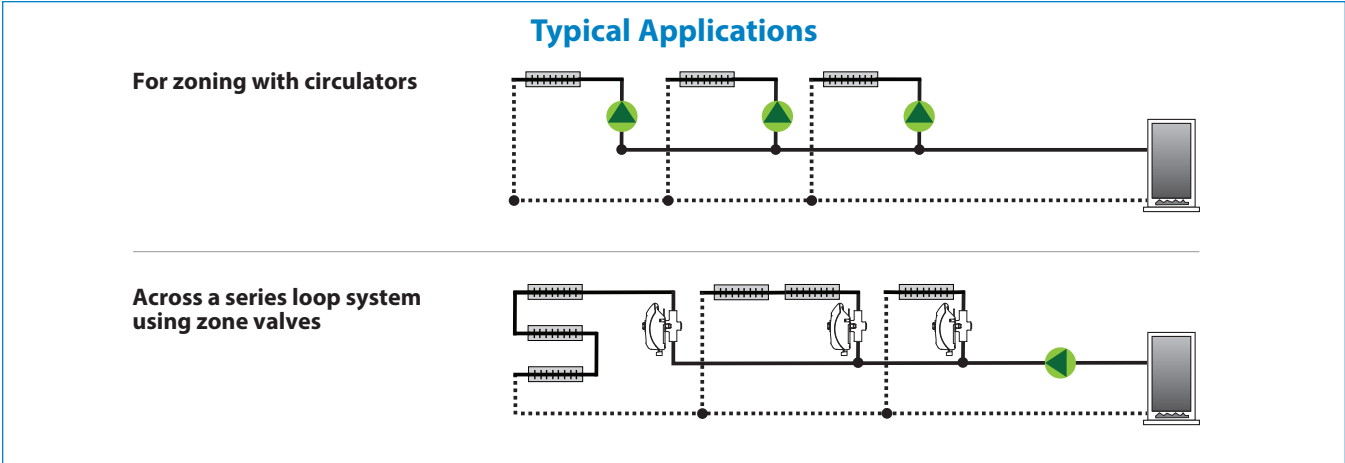
Setting Selection Guideline:

- LOW = 85 ft. x 3/4" copper*
- MEDIUM = 165 ft. x 3/4" copper*
- HIGH = 245 ft. x 3/4" copper*

* Longest circuit in system

The 0015e3 performance curves are ideal for hydronic zoning to reduce velocity noise or banging of zone valves closing against high head pressure circulators.

The factory default setting is **MEDIUM** which is ideal for most residential baseboard type systems zoned with circulators or zone valves. Adjust the dial to change the operating curve to meet system requirements.



Submittal Data Information Taco 0015e3™ ECM Circulator

Submittal Data # 101-190

Effective: 11/03/16

Supersedes: New

Specifications

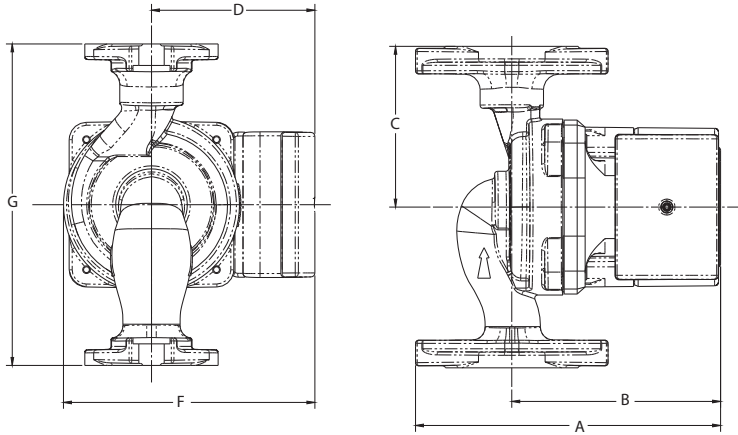
- Max. Shut-off Head: 18 feet
- Max. Flow: 16 gpm
- Max. Operating Pressure: 125 psi (8.6 bar)
- Max. Water Temp: 230°F (110°C)
- Min. Water Temp: 36°F (2°C)
- Electrical specifications:
 - Voltage: 120V, 60 Hz
 - Single phase
 - Max. Operating Power: 44W
 - Max. AMP Rating: 0.54
- Equipped with a cast iron casing and should be used for closed loop systems only
- Taco circulator pumps are for indoor use only
- Acceptable for use with water or maximum of 50% water/glycol solution
- Not for use on potable water or chilled water systems

Materials of Construction:

Casing:Cast Iron
 Stator Housing:Composite
 Cartridge:Composite
 Impeller:Composite
 Shaft:Ceramic
 Bearings:Carbon
 Thrust Bearing:Ceramic
 O-Ring & Gaskets:EPDM

Applications

The 0015e3 is a variable speed, high-efficiency wet rotor circulator with an ECM permanent magnet motor. Its ECM performance is equivalent to the Taco 0015 3-Speed circulator and is ideal for hydronic systems zoned with circulators or zone valves. 0015e3 is not suitable for potable water or chilled water systems.



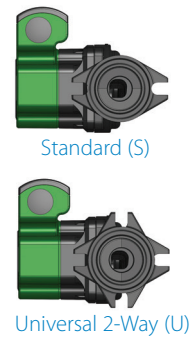
Pump Dimensions & Weights

Model	Flange Type	A		B		C		D		F		G		Ship Wt.	
		in.	mm	in.	mm	in.	mm	in.	mm	in.	mm	in.	mm	lbs.	Kg
0015e3-F2	S	6	152	4-1/8	104	3-3/16	80	3-1/4	82	5	126	6-3/8	161	5.8	2.6
0015e3-F4	U	6	152	4-1/8	104	3-3/16	80	3-1/4	82	5-1/8	130	6-3/8	161	6	2.7

Mounting Positions



Flange Type



Electrical Data

Model	Volts	Hz	Ph	Max.Amps	Max. Watts	RPM
Both Models	120	60	1	.54	44	4830
Motor Type	ECM, Permanent Magnet, Thermally Protected					



Taco Inc., 1160 Cranston Street, Cranston, RI 02920 / (401) 942-8000 / Fax (401) 942-2360
 Taco (Canada) Ltd., 8450 Lawson Road, Unit #3, Milton, Ontario L9T 0J8 / (905) 564-9422 / Fax (905) 564-9436